

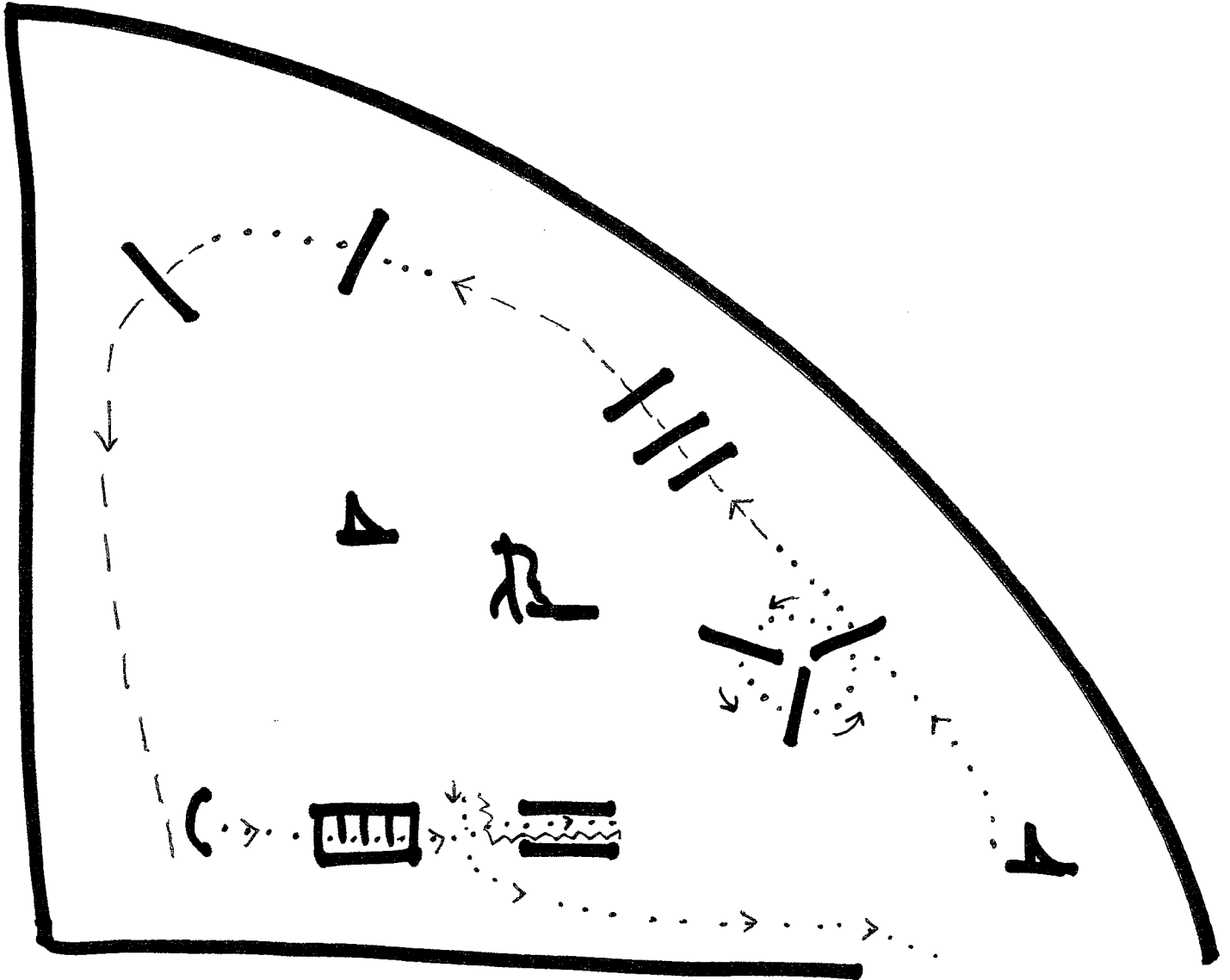
# TRAIL PATTERN

W35 Trail In Hand

W36 Trail Walk/Jog - 17 & Under

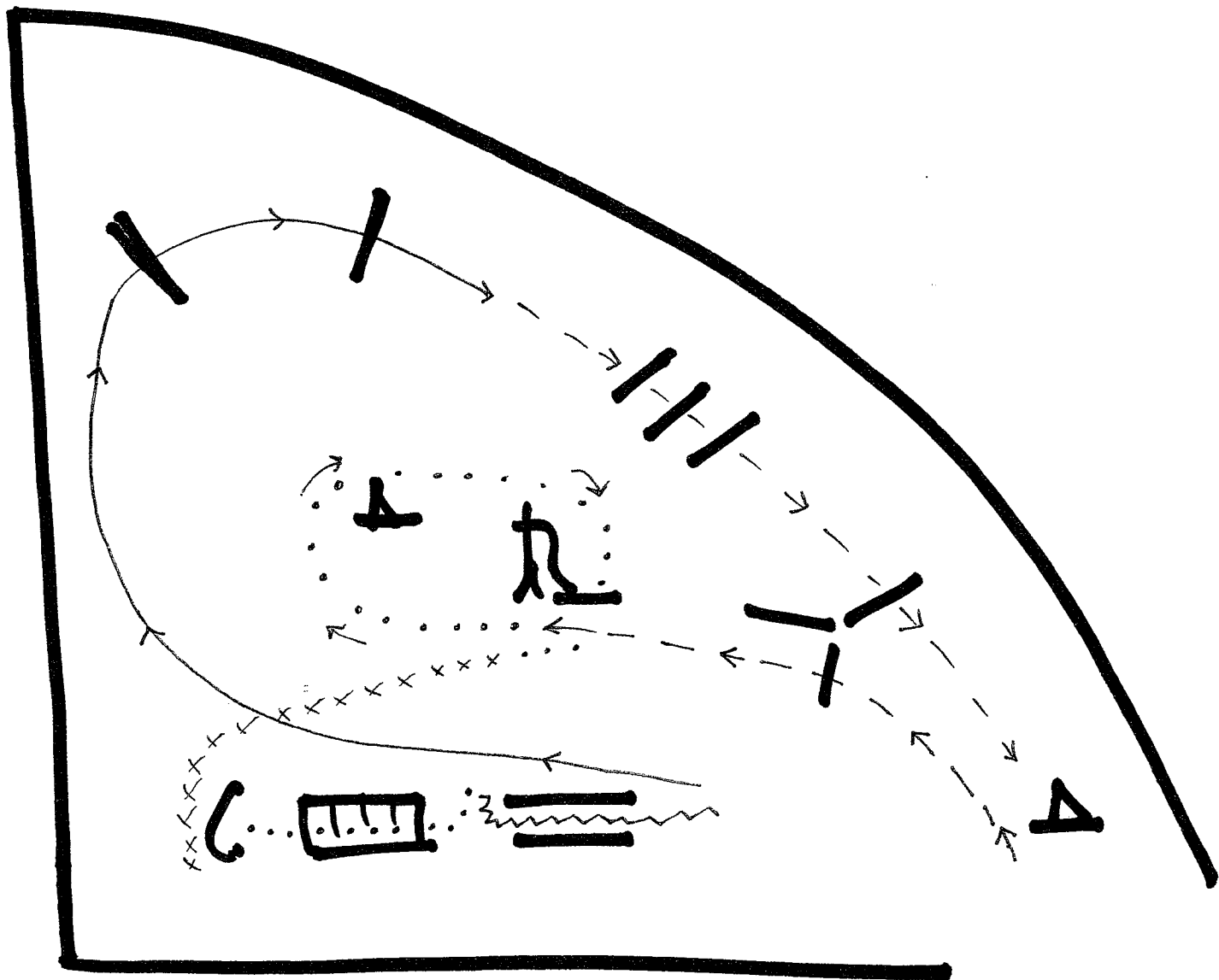
W37 Trail Walk/Jog - 18 & Over

W38 Trail Walk/Jog - Open



1. WALK over circle of poles
2. JOG over 3 poles
3. WALK over pole
4. JOG over pole up to rope gate
5. LEFT hand PUSH rope gate
6. WALK over bridge and into chute
7. BACK out of chute
8. Walk out of the arena

..... WALK  
----- JOG  
~~~~~ BACK

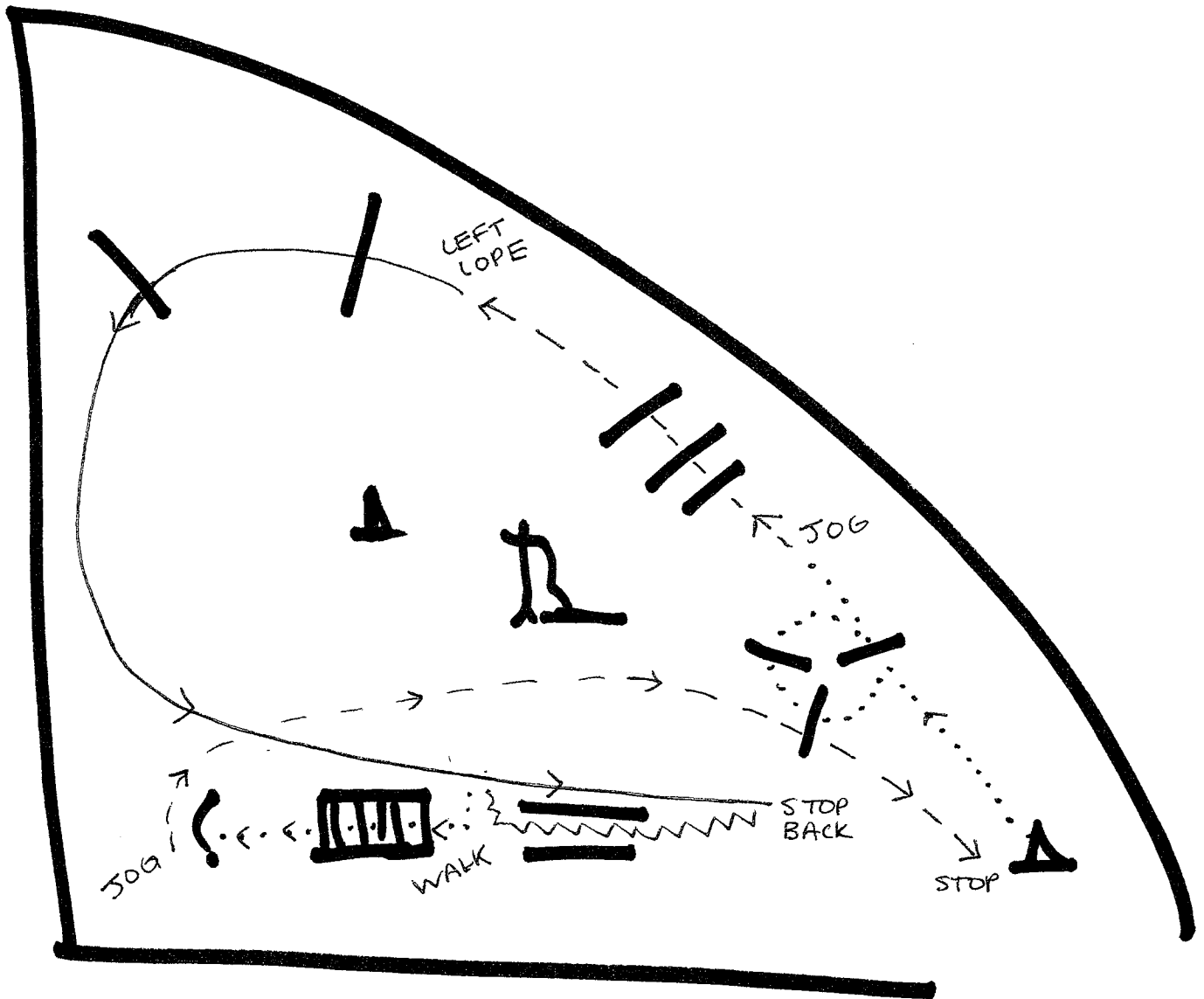


1. TROT over pole and up to log drag, stop
2. WALK drag log around cone to the right, put log back where you found it
3. EXTENDED TROT to rope gate and stop
4. LEFT hand PUSH rope gate
5. WALK over bridge
6. BACK into chute
7. LOPE over 2 poles RIGHT LEAD
8. TROT over 3 poles
9. TROT over single pole, stop at cone and exit arena

|         |               |
|---------|---------------|
| .....   | WALK          |
| - - - - | TROT          |
| xxxxxx  | EXTENDED TROT |
| ————    | LOPE          |
| ~~~~~   | BACK          |

# TRAIL PATTERN

# W40 Trail - Open



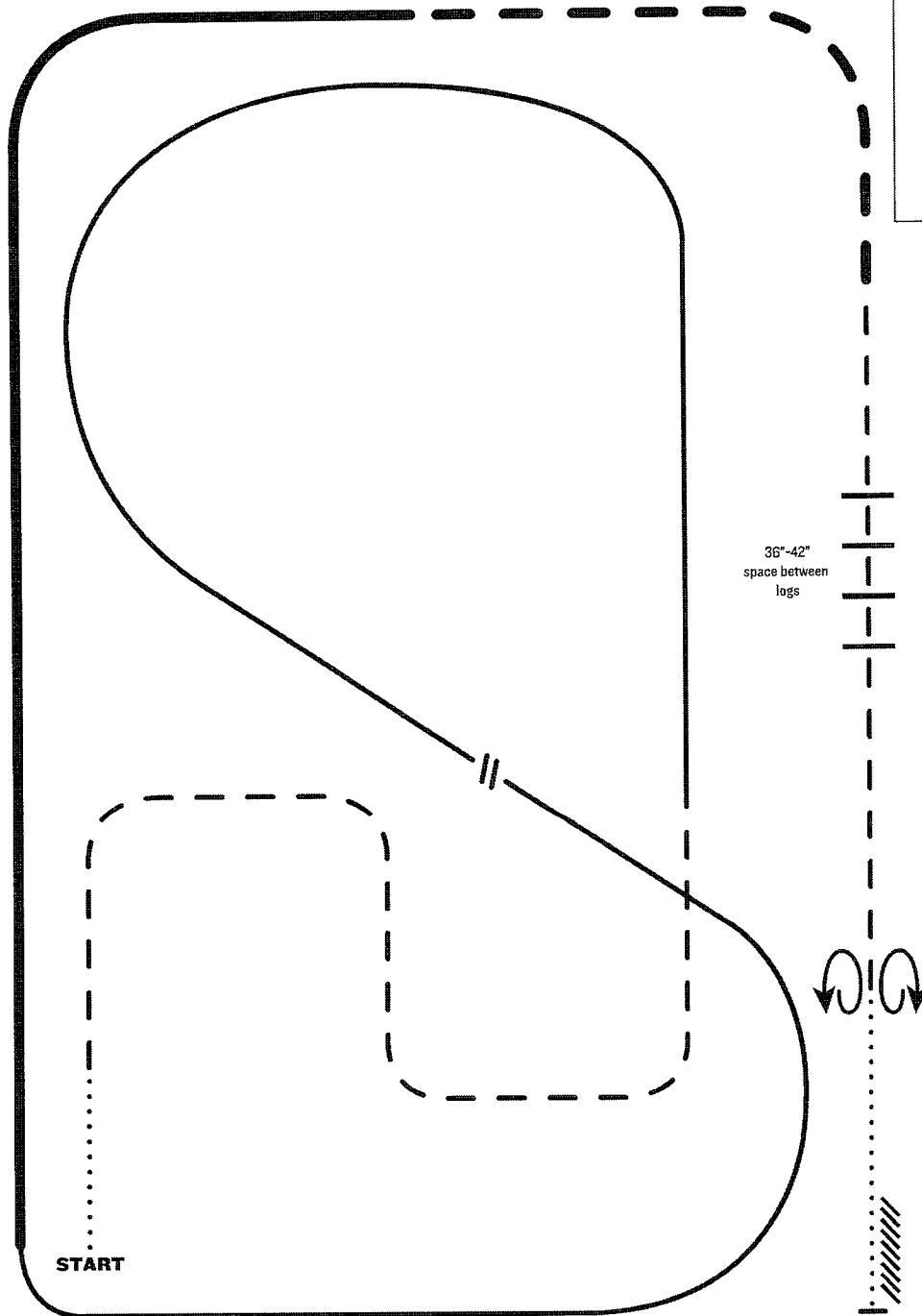
1. WALK circle over poles
  2. JOG over 3 poles
  3. LEFT LEAD LOPE over 2 poles around past chute
  4. BACK into chute and around
  5. WALK over bridge
  6. RIGHT HAND PUSH rope gate.
  7. JOG over pole and stop at cone
- Exit the arena

- ..... WALK
- JOG
- LOPE
- ~~~~~ BACK

# RANCH RIDING - PATTERN 3

## LEGEND

|         |               |
|---------|---------------|
| .....   | Walk          |
| .....   | Extended Walk |
| - - - - | Trot          |
| - - - - | Extended Trot |
| ————    | Lope          |
| ————    | Extended Lope |
| //////  | Back          |
|         | Lead Change   |



1. Walk
2. Trot serpentine
3. Lope left lead around the end of the arena and then diagonally across the arena
4. Change leads (simple or flying)
5. Lope right lead around end of the arena
6. Extend lope on the straight away and around corner to the center of the arena
7. Extend trot around corner of the arena
8. Collect to a trot
9. Trot over logs
10. Stop, 360° turn each direction (either direction 1st) (L-R or R-L)
11. Walk, stop and back

Note: The drawn description of this pattern is only intended for the general depiction of the pattern. Exhibitors should utilize the arena space to best exhibit their horses.